


# MIXBOOK™

## WHAT IS MIXBOOK?

MIXBOOK is a digital swatchbook.

As a design tool, MIXBOOK is perfect for selecting gels and colors during planning, and to communicate colors with your team. MIXBOOK contains the same LED technology found in MIX® fixtures, to ensure a perfect match.

- 2h 30 minutes of battery life
- 10 x 6 x 2.6 cm / 3.9 x 2.3 x 1 "
- 2 W
- 110 g / 3.8 ounces



## CONNECTING YOUR MIXBOOK WITH myMIX™

- 1 Download the myMIX app to control MIXBOOK.

IOS



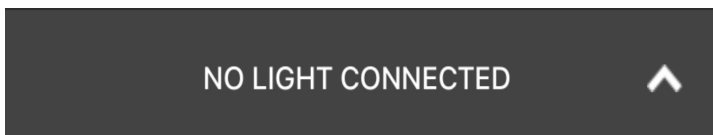
ANDROID



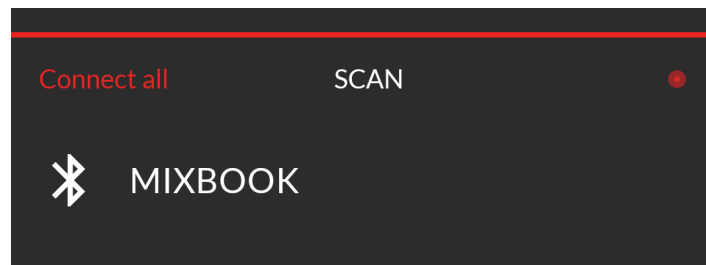
- 2 Turn on MIXBOOK.



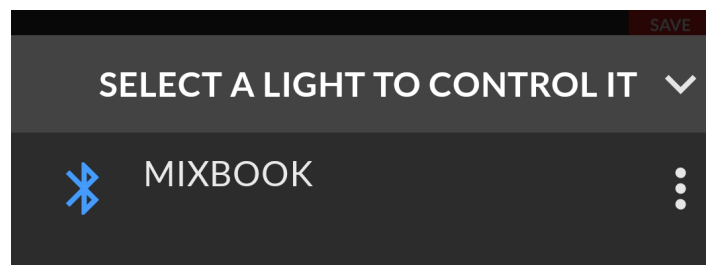
- 3 Sign into your app and press "No Light Connected" to get started.



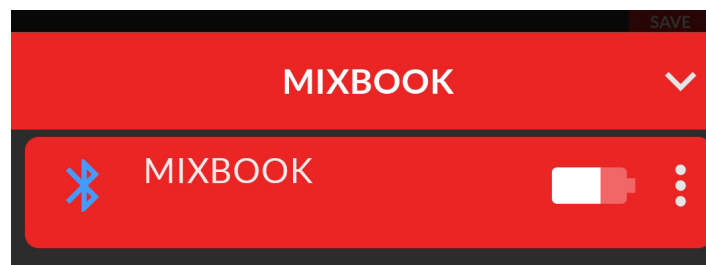
- 4 Press SCAN.



- 5 Click on MIXBOOK to connect to it. MIXBOOK will not be visible if another device is connected to it. The current user can disconnect by pressing the 3 dots and choosing "Disconnect", or by pressing and holding the MIXBOOK name.



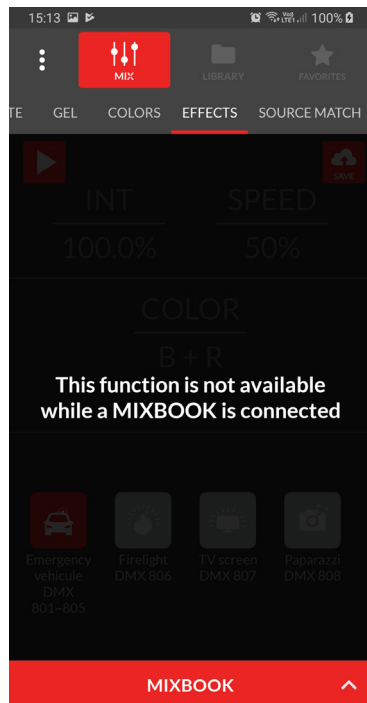
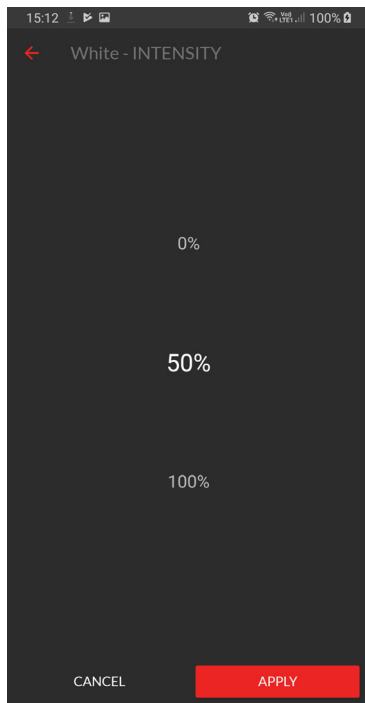
- 6 Click it again to enter live mode.



## CONNECTING YOUR MIXBOOK WITH myMIX (CONTINUED)

### MIXBOOK SPECIFIC FUNCTIONS

- Your MIXBOOK has 3 levels of intensity: 0%, 50%, 100%.
- Effects are not available in MIXBOOK.



## TIPS AND TRICKS

- Rename your MIXBOOK by clicking on the 3 dots. By renaming MIXBOOK, you are only changing the name in your app. If another user connects to the same MIXBOOK, their app will show the original MIXBOOK name.



- It is always better to fully charge your MIXBOOK before the first usage. Allow it to charge for at least 3 hours the first time.

### KEY FOR INDICATOR LIGHT ON THE SIDE OF MIXBOOK

- No color: MIXBOOK is off.
- Steady green: fully charged.
- ⊗ Blinking red slowly = battery level below 20%.
- ⊗ Blinking red quickly = empty battery.
- ⊗ Blinking blue = awaiting connection.
- Steady blue = connected.

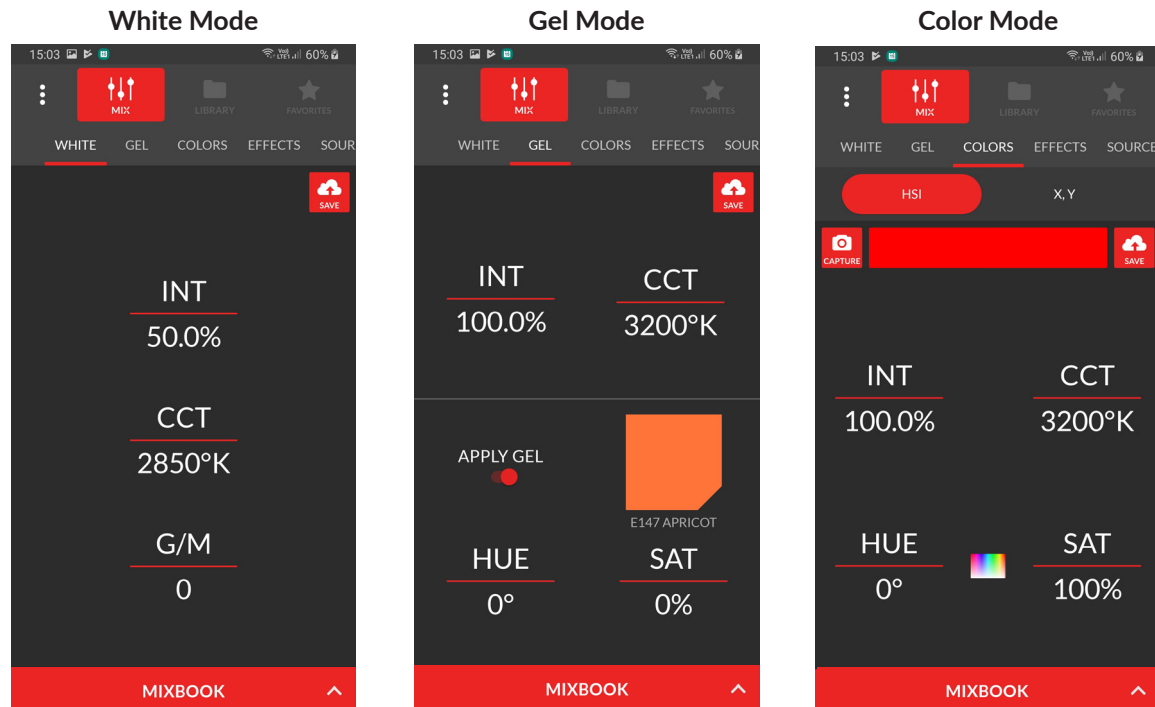
## DISCONNECTING myMIX FROM YOUR MIXBOOK

- To disconnect your myMIX app from your MIXBOOK, press the 3 dots and choose "Disconnect", or press and hold the MIXBOOK name. Other users cannot connect to your MIXBOOK while you are connected.

## MIXING COLORS

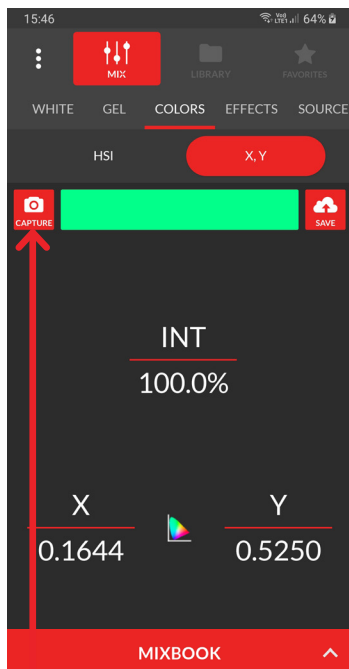
Start creating your colors with the 3 modes available: White, Gel, Color.

- **White mode** has presets ranging from 1700k to 10000k, with Green and Magenta adjustment.
- **Gel mode** give you access to 137 True Rosco Color™ digital Gels, with Hue and Saturation adjustment.
- **Color mode** has a Hue and Saturation section, as well as a CIE 1931 color space, where you can select from millions of colors.




## CAPTURING COLORS

You can capture color from your picture library or from your camera, using the "CAPTURE" function:

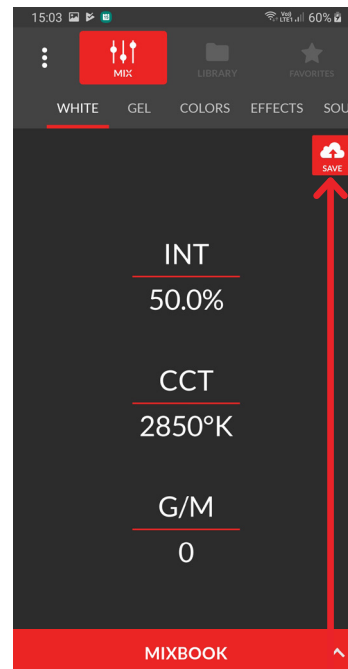


Click on the "capture" function in Color mode HSI, or Color mode xy.

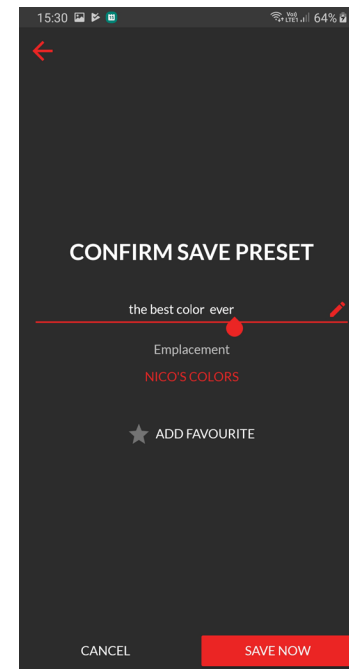


Select a color and click "apply".

## SAVING COLORS

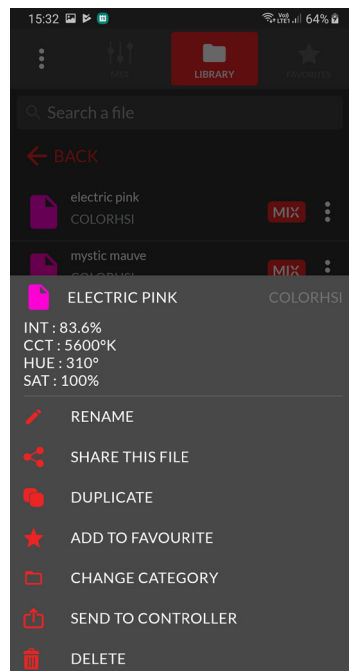
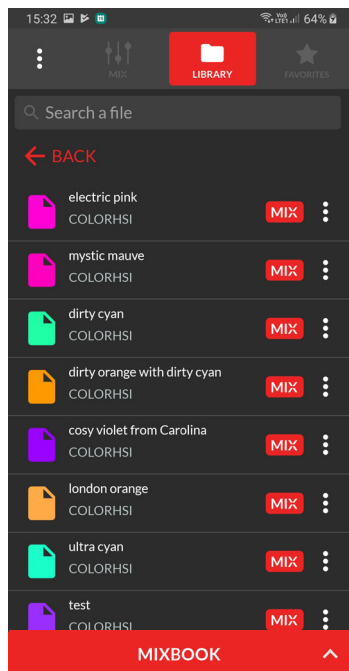
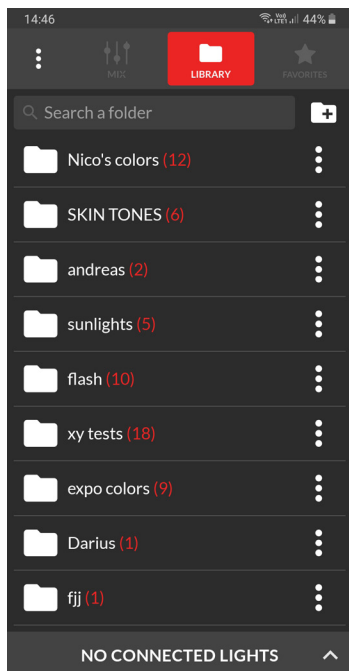


To save a color, press the "save" button located on the top right of the control window.



Name your color, and select or create the folder you want to have it saved in.

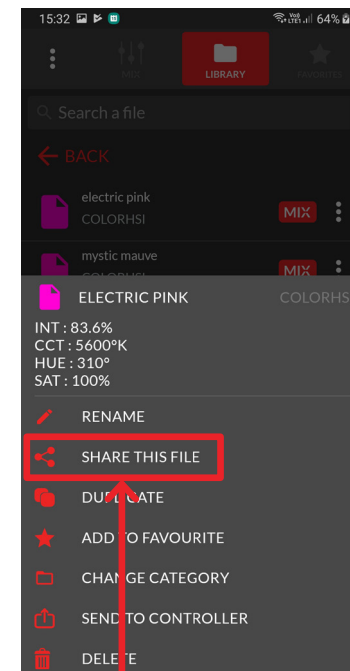
## SAVING COLORS



Every saved color is accessible in the Library section.

Clicking on the 3 dots next to the color will open its color card.

## SHARING COLORS



You can share a color or a folder via email, text message, or WhatsApp. Please note, "Share this file" will be displayed on an Android device. "Share this preset" will be displayed on an iOS device.

## DISCLAIMERS

### General precautions

- Rosco products are made to be used by trained professionals only.
- Rosco products are not for household use.

### Risk of electric shock and fire

- Do not open the product. There are no user serviceable parts inside.
- MIXBOOK contains a Lithium battery. Do not expose it to high temperatures or stress.

### Overheating

- Do not operate the product if the ambient temperature exceeds 40° C.
- Let the product cool down completely before you handle it.
- Do not leave MIXBOOK in its pouch, or any enclosure when ON.

### Warnings

- Stage and studio use only.
- Disconnect power before servicing.
- Not for residential use.
- Not for household use.

## CERTIFICATIONS

### Radio Equipment Directive 2014/53/EU and EMC Directive – 2014/30/EU:

ETSI EN 300 328 V2.1(2016-11)  
Draft ETSI EN 301 489-1 V2.2.0 (2017-03)  
Draft ETSI EN 301 489-17 V3.2.0 (2017-03)  
EN 62479 : 2010

### FCC :

- This device complies with Part 15 of the FCC Rules.

### ROHS :

- This device complies with the RoHS Directive 2011/65/EU and its subsequent amendments regulation EU No. 2015/863.